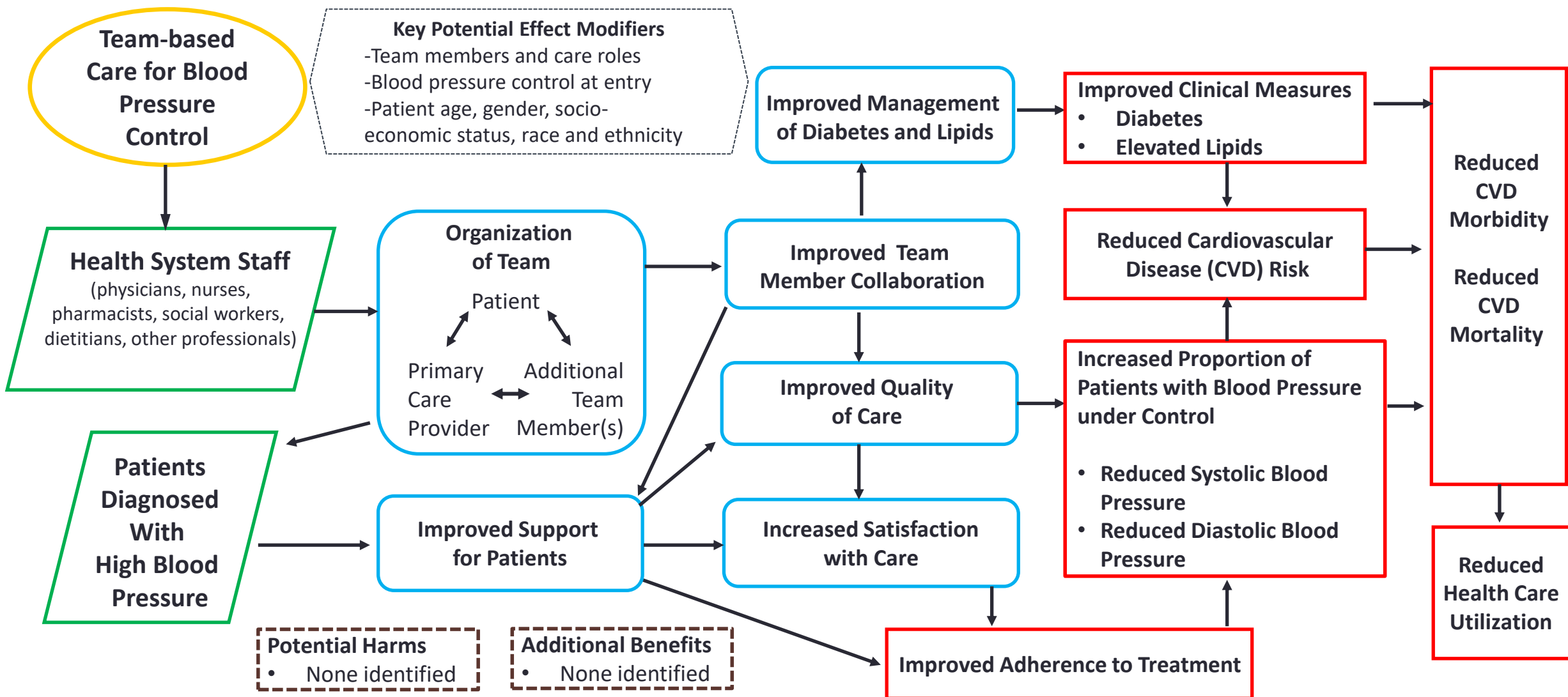


Analytic Framework: Team-based Care to Improve Blood Pressure Control*










Accessible version: <https://www.thecommunityguide.org/sites/default/files/assets/AF-HDSP-Team-Based-Care-508.pdf>



*Adapted from Figure 1. Proia KK, Thota AB, Njie GJ, Finnie RK, Hopkins DP, Team-based care and improved blood pressure control: community guide systematic review. *AJPM* 2014;47(1):86-99. <https://www.thecommunityguide.org/findings/cardiovascular-disease-team-based-care-improve-blood-pressure-control>

Source (with narrative description): Guide to Community Preventive Services. Team-based Care to Improve Blood Pressure Control. <https://www.thecommunityguide.org/findings/heart-disease-stroke-prevention-team-based-care-improve-blood-pressure-control>

Icons in Community Guide Analytic Frameworks

Icon	Interpretation
	Intervention
	Outcomes considered for conclusions on effectiveness and recommendations regarding use
	Other intermediate outcomes/variables (not considered for conclusions on effectiveness and recommendations regarding use)
	Population
	Key potential effect modifiers (affecting causal relationships)
	Additional benefits/Potential harms/Disparities
	Unidirectional block arrows are applied between intervention and population icons
	Unidirectional arrows for causal relationships
	Bidirectional arrows show feedback loops